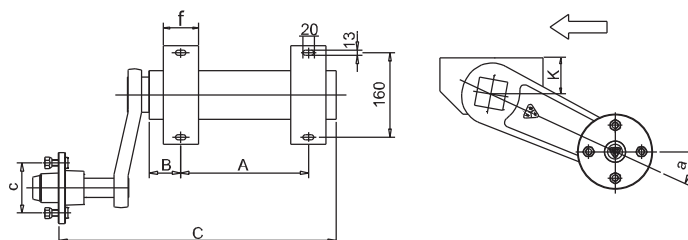


SEMI-EIXOS COM SUSPENSÃO DE BORRACHA SEM TRAVÃO,  
ACABAMENTO SUPERFICIAL DO TUBO ZINCADO

RUBBER SUSPENSION HALF AXLES WITHOUT BRAKE,  
SUPERFICIAL FINISHING OF TUBE COVERED WITH ZINC

DEMI ESSIEUX AVEC SUSPENSIONS EN CAOUTCHOUC SANS FREIN,  
FINITION SUPERFICIELLE DU TUBE ZINGUÉ



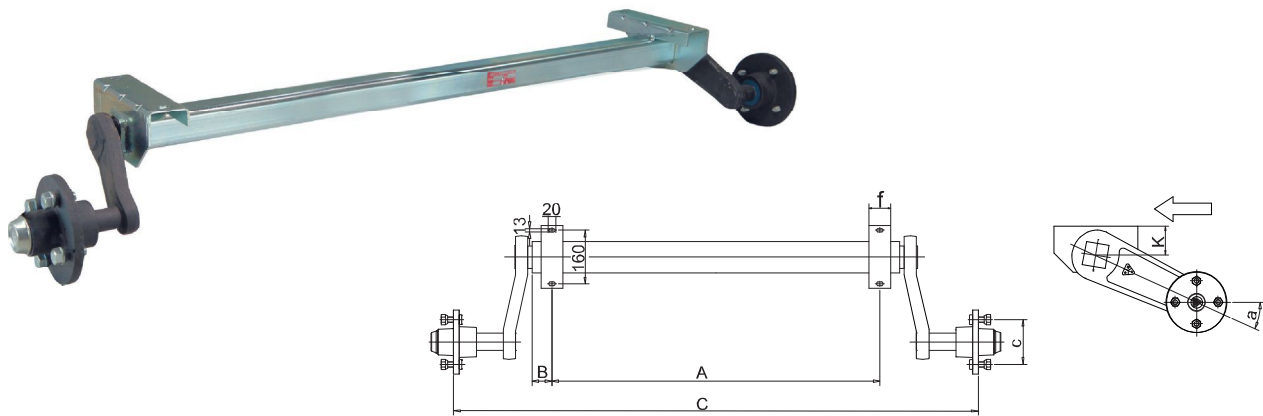
por par per pair pour paire		Kg	A mm	B mm	C mm	a °	Øc mm	f mm	K mm	
Código/Code	Ref.									
*33 56 07	B-250,98/E	250	110	40	345	30°	98x4	50	55	6005-6204
*33 56 10	B-450,98/E	450	200	45	410	30°	98x4	60	55	6005-6204
33 56 17	B-250,98	250	110	40	355	30°	98x4	50	55	6005-6204
33 56 20	B-450,98	450	200	45	420	30°	98x4	60	55	6005-6204



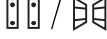
\* EQUIPADO COM CUBO ESTANQUE / EQUIPPED WITH TIGHT HUB / ÉQUIPÉ AVEC MOYEU ÉTANCHE

EIXOS COM SUSPENSÃO DE BORRACHA SEM TRAVÃO,  
ACABAMENTO SUPERFICIAL DO TUBO ZINCADO

NON-BRAKED RUBBER SUSPENSION AXLES,  
SUPERFICIAL FINISHING OF THE TUBE COVERED WITH ZINC

ESSIEUX ROUTIERS À SUSPENSION EN CAOUTCHOUC  
SANS FREIN, FINITION SUPERFICIELLE DU TUBE ZINGUÉ



			A	B	C	a	Øc	f	K	
Código/Code	Ref.	Kg	mm	mm	mm		mm	mm	mm	
33 90 05	EX-350.98	350	895	35	1235	30°	98x4	50	55	6005-6204
*33 90 12	EX-350.98/E	350	1160	40	1500	30°	98x4	50	55	6005-6204
33 90 15	EX-350.98	350	1160	35	1500	30°	98x4	50	55	6005-6204
33 90 19	EX-450.98	450	1310	35	1650	30°	98x4	60	55	6005-6204
*33 90 21	EX-450.98/E	450	1310	40	1650	30°	98x4	60	55	6005-6204
33 90 23	EX-600.98	600	1340	35	1685	30°	98x4	60	55	30205-30203
33 90 26	EX-750.98	750	1200	40	1560	30°	98x4	50	58	30205-32004
33 90 31	EX-1000.98	1000	1530	55	1935	25°	98x4	60	65	32006-32004
33 90 39	EX-1500.140	1500	1530	60	1935	25°	140x5	60	65	32206- 30204

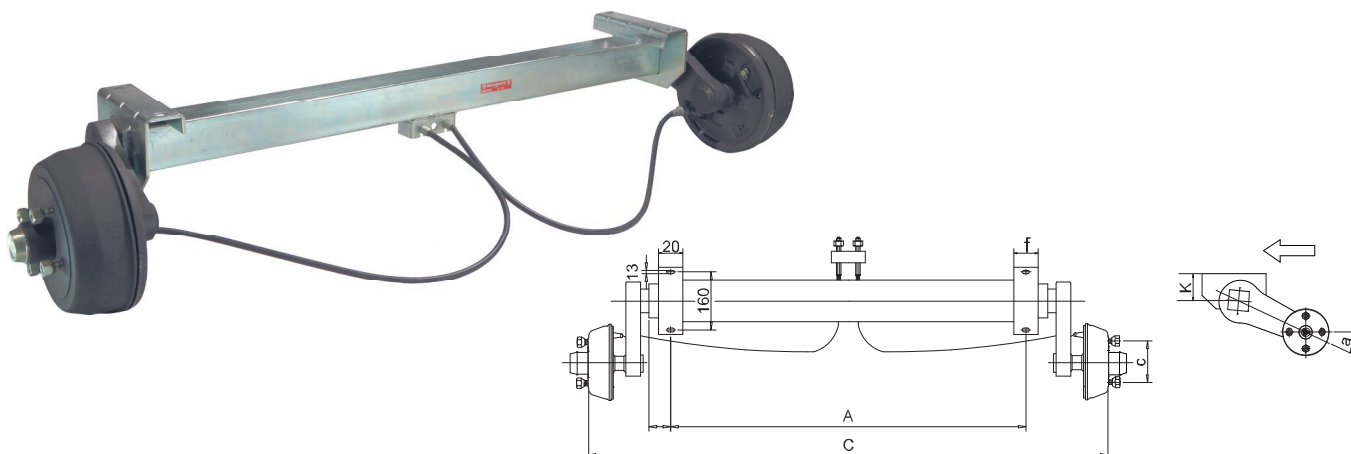
\* EQUIPADO COM CUBO ESTANQUE / EQUIPPED WITH TIGHT HUB / ÉQUIPÉ AVEC MOYEU ÉTANCHE










Sob pedido, outras dimensões / Under request, others dimensions / Sous demande, autres dimensions

EIXOS COM SUSPENSÃO DE BORRACHA COM TRAVÃO  
RETROMARCA PARA REBOQUES MAIS DE 25 KM/H,  
ACABAMENTO SUPERFICIAL DO TUBO ZINCADO

RUBBER SUSPENSION AXLES WITH BRAKE  
FOR TRAILERS OVER 25 KM/H,  
SUPERFICIAL FINISHING OF TUBE COVERED WITH ZINC

ESSIEUX ROUTIERS À SUSPENSION EN CAOUTCHOUC AVEC FREIN  
POUR REMORQUES À PLUS 25 KM/H,  
FINITION SUPERFICIELLE DU TUBE ZINGUÉ



				A	C	a	Øc	f	K	
Código/Code	Ref.	Kg	mm	mm	mm		mm	mm	mm	
33 90 81	EX-750.98/TTR-DP	750	Ø160x35	-	-	30°	98x4	50	55	
33 90 84	EX-1000.98/TTR-DP	1000	Ø160x35	-	-	30°	98x4	50	55	
33 90 77	EX-1150x112x5/TTR	1150	Ø200x50	-	-	25°	112x5	50	55	
33 90 78	EX-1350x112x5/TTR	1350	Ø200x50	-	-	25°	112x5	50	55	
33 90 79	EX-1500x112x5/TTR	1500	Ø200x50	-	-	25°	112x5	50	55	
33 90 80	EX-1800x112x5/TTR	1800	Ø250x40	-	-	25°	112x5	60	65	

Dimensões A, C sob pedido  
Under request, dimensions A, C  
Dimensions A, C sous demande